

# HIV detection since October 1990 up to May 2026: 34,576

Fact Sheet for 2025  
(April) – 2026 (May)

## No of HIV detected during April 2025- May 2026

Total 1,906 + 126 ANC = 2,032

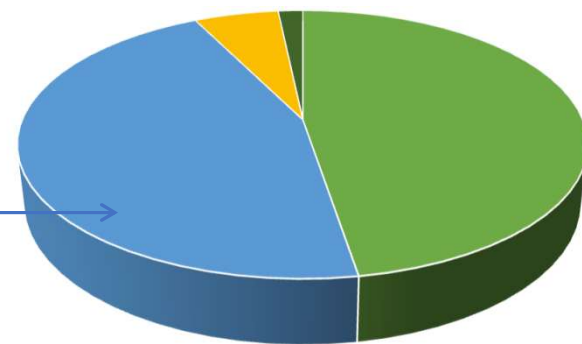
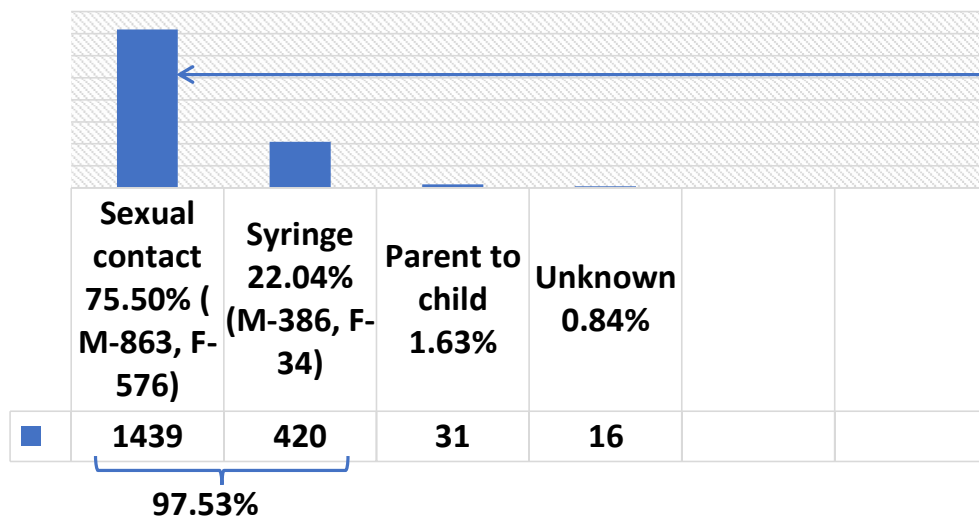
Male	Female	Pregnant women
1,274	632	126
(62.7%)	758 (37.3%)	

## HIV Testing during April 2025 – May 2026

Gender	No of Test	No of Positive	Positivity %
Male	54384	1274	2.34 %
Female	34037	632	1.86 %
ANC	21857	126	0.58 %

## Routes of Transmission

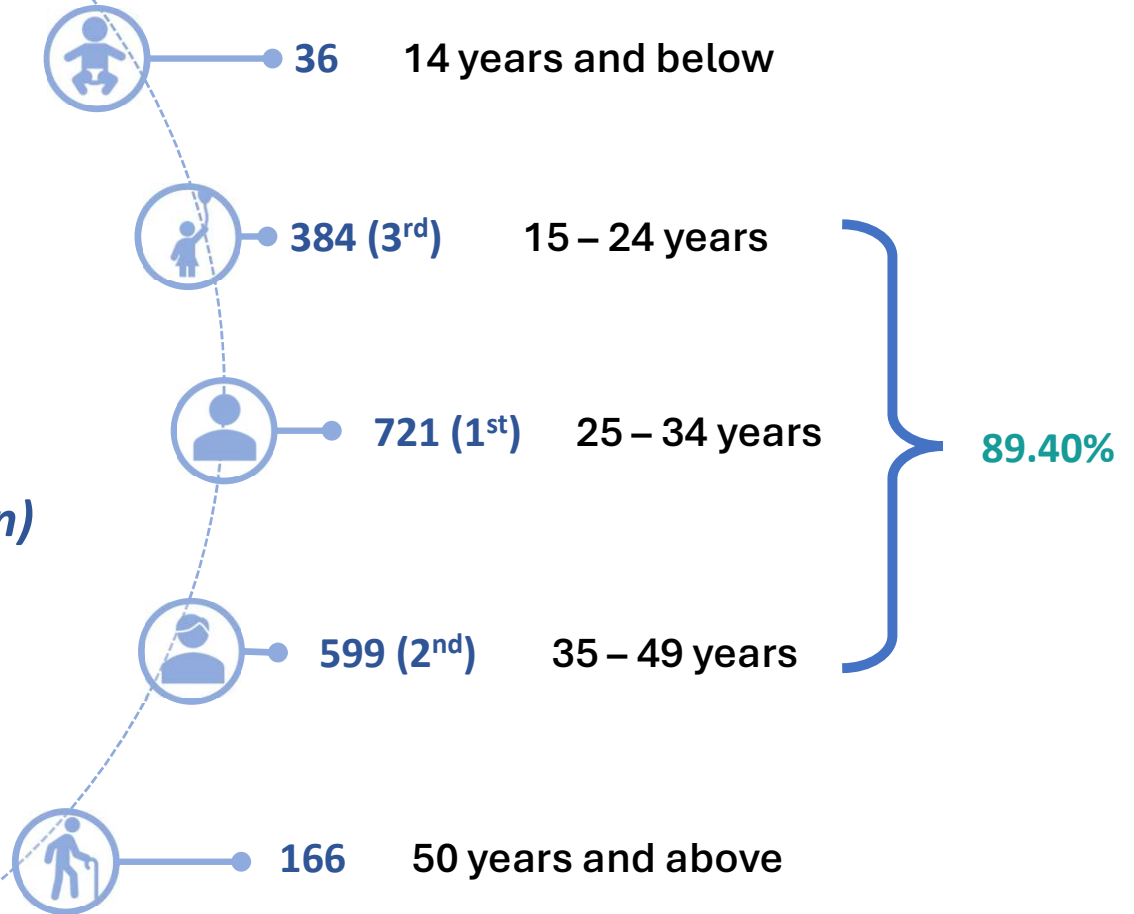
(April 2025- May 2026 excluding pregnant women)



Regular Partner/ Spouse	- 682 (47.39%)
Casual/Non-Commercial, Non-regular	- 651 (45.24%)
Homosexual/Bisexual	- 82 (5.70 %)
Commercial partner	- 24 (1.67 %)

## Fact Sheet for 2025 (April) – 2026 (May)

### HIV Positivity Age Wise *(Excluding pregnant women)*





# Status of 95-95-99 as on 31<sup>st</sup> May 2026

