



HIV Fact Sheet

April 2025 - March 2026

HIV detection since October 1990 up to March 2026: 34,276



Fact Sheet for 2025
(April) – 2026 (March)

No of HIV detected during April 2025- March 2026

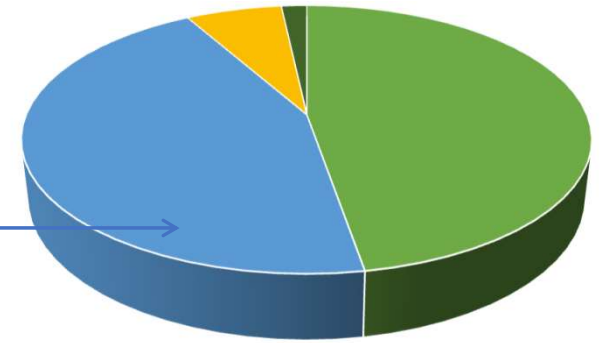
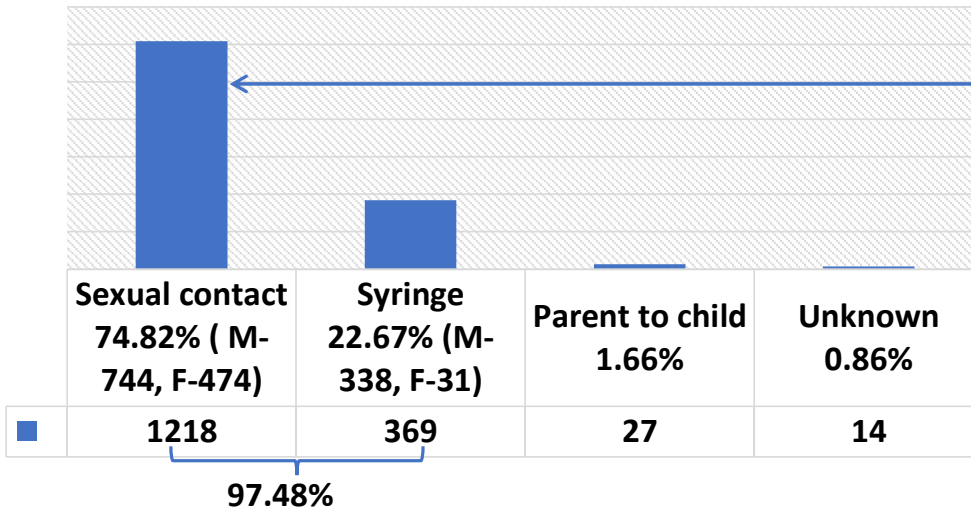
Total 1,628 + 104 ANC = 1,732

Male	Female	Pregnant women
1105	523	104
(63.8%)	627 (36.2%)	

HIV Testing during April 2025-March 2026

Gender	No of Test	No of Positive	Positivity %
Male	45606	1105	2.42 %
Female	27785	523	1.88 %
ANC	18878	104	0.55 %

Routes of Transmission (April 2025- March 26 excluding pregnant women)



Regular Partner/ Spouse	- 576 (47.29%)
Casual/Non-Commercial, Non-regular	- 542 (44.50%)
Homosexual/Bisexual	- 79 (6.49 %)
Commercial partner	- 21 (1.72 %)

Fact Sheet for 2025 (April) – 2026 (March)

HIV Positivity Age Wise *(Excluding pregnant women)*



31

14 years and below



332

15 – 24 years



625

25 – 34 years



508

35 – 49 years



132

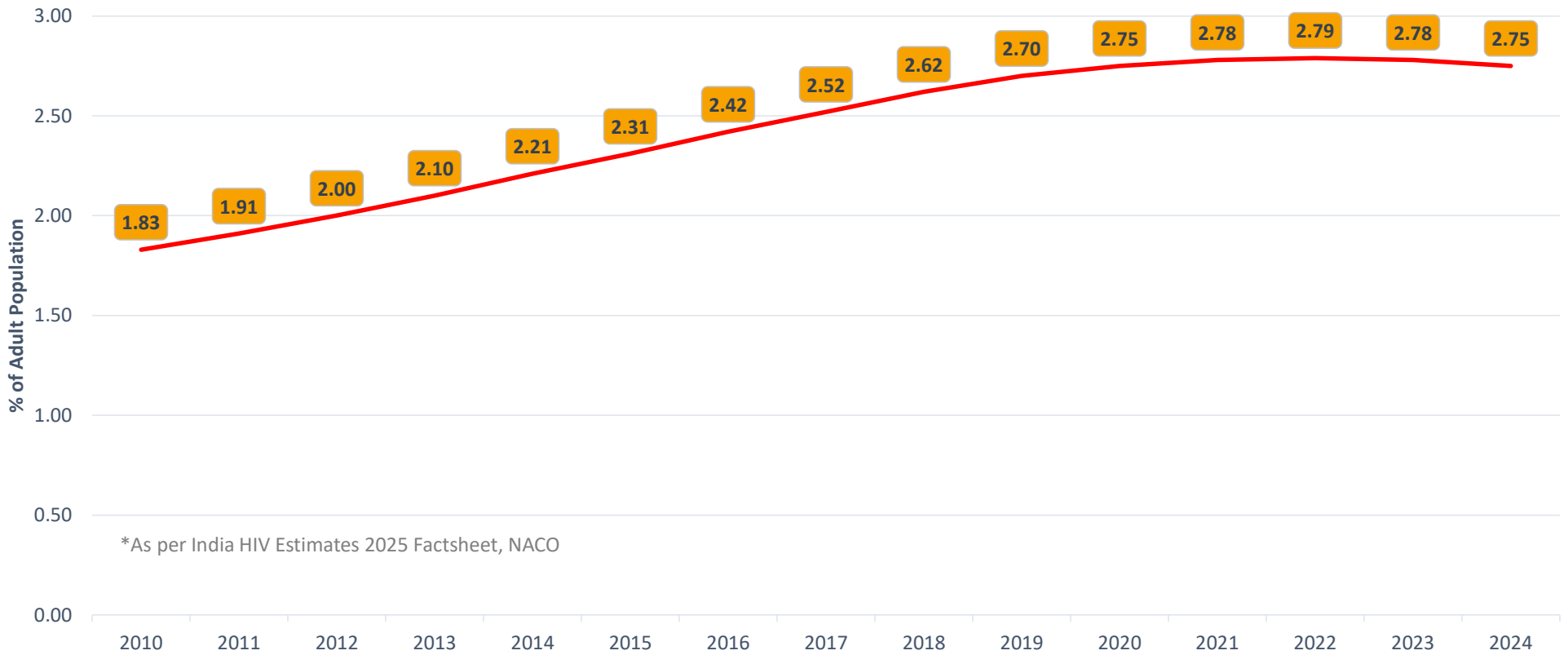
50 years and above



National AIDS Control Organisation
India's response to HIV & Sexually Transmitted Infections
Ministry of Health & Family Welfare, Government of India
www.naco.gov.in



Adult (15-49) years HIV Prevalence (in %) 2010-2024



*As per India HIV Estimates 2025 Factsheet, NACO

Yearly HIV Detection Trends

